



Red de Acción sobre Plaguicidas y Alternativas en México (RAPAM)
Amado Nervo 23 int 2, Col. San Juanito,
Texcoco, Estado de México, México

Prepared by Dioxin, PCBs and Waste Working Group of the International POPs Elimination Network (IPEN) Secretariat, Red de Acción Sobre Plaguicidas y Alternativas and México - RAPAM (Mexico), Organización y Desarrollo Social, S.C. (Mexico) and Arnika Association (Czech Republic)



Contamination of chicken eggs near the Pajaritos Petrochemical Complex in Coatzacoalcos, Veracruz, Mexico by dioxins, PCBs and hexachlorobenzene



Contamination of chicken eggs near the Pajaritos Petrochemical Complex in Coatzacoalcos, Veracruz, Mexico by dioxins, PCBs and hexachlorobenzene

“Keep the Promise, Eliminate POPs!” Campaign Report

Prepared by Dioxin, PCBs and Waste WG of the International POPs Elimination Network (IPEN) Secretariat, Red de Acción Sobre Plaguicidas y Alternativas en México - RAPAM (Mexico), Organización y Desarrollo Social, S.C. (Mexico) and Arnika Association (Czech Republic)

Executive Summary

Free-range chicken eggs collected in Coatzacoalcos showed high levels of dioxins (PCDD/Fs) and hexachlorobenzene and elevated levels of PCBs. The level of dioxins was 6-fold higher than the existing European union (EU) limit for these chemicals and almost 19-fold higher than background levels. The hexachlorobenzene levels were also relatively high. In addition, the eggs exceeded the proposed EU limit for PCBs by 1.5-fold. To our knowledge, this study represents the first data about U-POPs in chicken eggs from Mexico.

Considering the dioxin congener pattern in the eggs dominated by 2,3,7,8 TeCDF and the prevailing winds going towards the south and southeast, the most obvious source of dioxins and other chemicals in the eggs is the Pajaritos petrochemical complex and its associated waste incinerators.

There are other potential POPs sources (chlorine production companies, open burning at the landfill, hospital waste incinerator and crematoria) in the region, but they are located south of the community where the eggs were sampled. Since the prevailing winds go south and southeast, they would carry pollutants away from the community where the eggs were sampled (see attached map Picture 2). We cannot exclude these facilities, but the data suggest that Pajaritos is the principal source.

The toxic substances measured in this study are slated for reduction and elimination by the Stockholm Convention which holds its first Conference of the Parties beginning 2 May 2005. Mexico is a Party to the Convention since it ratified the Treaty in February 2003. The Convention mandates Parties to take specific actions aimed at eliminating these pollutants from the global environment. We view the Convention text as a promise to take the actions needed to protect Mexican and global public's health and environment from the injuries that are caused by POPs, a promise that was agreed by representatives of the global community: governments, interested stakeholders, and representatives of civil society. We call upon Mexican governmental representatives and all stakeholders to honor the integrity of the Convention text and keep the promise of reduction and elimination of POPs.

Recommendations

- 1) More POPs monitoring in Mexico is needed as even basic data about U-POPs releases are missing;
- 2) More publicly accessible data about U-POPs releases to all compartments of the environment from the petrochemical complex are needed to address sources of U-POPs in Pajaritos area properly. That data should be incorporated in the National POPs Inventory;
- 3) Actions for the continuing minimization and where feasible elimination of U-POPs at the petrochemical complex should be incorporated in the National Implementation Plan of the Stockholm Convention. The incineration of chlorinated waste may increase U-POPs generation. As general policy is recommended the substitution of materials and products that avoid the use of PVC;
- 4) A health impact study of population exposed to U-POPs from the petrochemical complex is needed and also actions to prevent future exposure. The region should be evaluated as a potential hot spot in the National Implementation Plan of the Stockholm Convention;
- 5) A clear HCB release inventory would help properly address all sources of its releases in Mexico;
- 6) Stringent limits for U-POPs in waste as well as air emissions should be introduced into both national legislation and under international treaties.

Introduction

Persistent organic pollutants (POPs) harm human health and the environment. POPs are produced and released to the environment predominantly as a result of human activity. They are long lasting and can travel great distances on air and water currents. Some POPs are produced for use as pesticides, some for use as industrial chemicals, and others as unwanted byproducts of combustion or chemical processes that take place in the presence of chlorine compounds. Today, POPs are widely present as contaminants in the environment and food in all regions of the world. Humans everywhere carry a POPs body burden that contributes to disease and health problems.

The international community has responded to the POPs threat by adopting the Stockholm Convention in May 2001. The Convention entered into force in May 2004 and the first Conference of the Parties (COP1) will take place on 2 May 2005. Mexico ratified the Convention in February 2003.

The Stockholm Convention is intended to protect human health and the environment by reducing and eliminating POPs, starting with an initial list of twelve of the most notorious, the “dirty dozen.” Among this list of POPs there are four substances that are produced unintentionally (U-POPs): polychlorinated biphenyls (PCBs), hexachlorobenzene (HCB), polychlorinated dibenzo-p-dioxins (PCDDs) and dibenzofurans (PCDFs) The last two groups are simply known as dioxins.

The International POPs Elimination Network (IPEN) asked whether free-range chicken eggs might contain U-POPs if collected near potential sources of U-POPs named by the Stockholm Convention. The area near the Pajaritos petrochemical complex in Coatzacoalcos, Mexico was selected as a sampling site since VCM and other chlorinated substances’ production as well as waste incineration are known to be a significant sources of unintentionally produced POPs.¹ Chicken eggs were chosen for several reasons: they are a common food item; their fat content makes them appropriate for monitoring chemicals such as POPs that dissolve in fat; and eggs are a powerful symbol of new life. Free range hens can easily access and eat soil animals and therefore their eggs are a good tool for biomonitoring of environmental contamination by U-POPs. This study is part of a global monitoring of egg samples for U-POPs conducted by IPEN and reflects the first data about POPs in eggs in Mexico.

Materials and Methods

Please see Annex 1.

Results and Discussion

U-POPs in eggs sampled near the Pajaritos Petrochemical Complex in Coatzacoalcos, Veracruz, Mexico

The results of the analysis of a pooled sample of 6 eggs collected within 2 km of the Pajaritos Petrochemical Complex in Coatzacoalcos are summarized in Tables 1 and 2. Pooled sample fat content was measured at 11.8%.

Dioxins in sampled eggs were 6-fold higher than the existing European Union (EU) limit for these toxins and almost 19-fold higher than background levels (0.2 - 1.2 pg WHO-TEQ/g of fat) found in free range chicken eggs (see Annexes 2 and 3). In addition, the eggs exceeded the proposed EU limit for PCBs by 1.5-fold. To our knowledge, this study represents the first data about U-POPs in chicken eggs from Mexico.

Table 1: Measured levels of POPs in eggs collected near the Pajaritos Petrochemical Complex in Coatzacoalcos (Mexico) per gram of fat.

| | Measured level | Limits | Action level |
|---------------------------|----------------|------------------|------------------|
| PCDD/Fs in WHO-TEQ (pg/g) | 21.63 | 3.0 ^a | 2.0 ^b |
| PCBs in WHO-TEQ (pg/g) | 4.69 | 2.0 ^b | 1.5 ^b |
| Total WHO-TEQ (pg/g) | 26.32 | 5.0 ^b | - |
| PCB (7 congeners) (ng/g) | 30.62 | 200 ^c | - |
| HCB (ng/g) | 34.50 | 200 ^d | - |

Abbreviations: WHO, World Health Organization; TEQ, toxic equivalents; pg, pictogram; g, gram; ng, nanogram.

^a Limit set up in The European Union (EU) Council Regulation 2375/2001 established this threshold limit value for eggs and egg products. There is even more strict limit at level of 2.0 pg WHO-TEQ/g of fat for feedingstuff according to S.I. No. 363 of 2002 European Communities (Feedingstuffs) (Tolerances of Undesirable Substances and Products) (Amendment) Regulations, 2002.

^b These proposed new limits are discussed in the document Presence of dioxins, furans and dioxin-like PCBs in food. SANCO/0072/2004.

^c Limit used for example in the Czech Republic according to the law No. 53/2002 as well as in Poland and/or Turkey.

^d EU limit according to Council Directive 86/363/EEC, level in brackets is proposed new general limit for pesticides residues (under which HCB is listed) according to the Proposal for a Regulation of the European Parliament and of the Council on maximum residue levels of pesticides in products of plant and animal origin, COM/2003/0117 final - COD 2003/0052.

Table 2 shows that the level of dioxins in eggs expressed as fresh weight exceeded the limit for commercial eggs in the USA by 1.5 fold. The US Food and Drug Administration estimates a lifetime excess cancer risk of one in 10,000 for eggs contaminated at 1 pg/g ITEQ. The samples collected near the Pajaritos Petrochemical Complex in Coatzacoalcos (Mexico) exceeded this cancer risk level.^a

Table 2: Measured levels of POPs in eggs collected near the Pajaritos Petrochemical Complex in Coatzacoalcos (Mexico) per gram of egg fresh weight.

| | Measured level | Limits | Action level |
|---------------------------|----------------|----------------|--------------|
| PCDD/Fs in WHO-TEQ (pg/g) | 2.55 | 1 ^a | - |
| PCBs in WHO-TEQ (pg/g) | 0.55 | - | - |
| Total WHO-TEQ (pg/g) | 3.10 | - | - |
| PCBs (7 congeners) (ng/g) | 3.61 | - | - |
| HCB (ng/g) | 4.07 | - | - |

Abbreviations: WHO, World Health Organization; TEQ, toxic equivalents; pg, pictogram; g, gram; ng, nanogram.

^a U.S. Department of Agriculture Food Safety and Inspection Service [Memo 8 July 1997] Advisory to Owners and Custodians of Poultry, Livestock and Eggs. Washington, DC:U.S. Department of Agriculture, 1997. FSIS advised in this memo meat, poultry and egg product producers that products containing dioxins at levels of 1.0 ppt in I-TEQs or greater were adulterated. There is an even more strict EU limit at level of 0.75 pg WHO-TEQ/g of eggs fresh weight for feeding stuff according to S.I. No. 363 of 2002 European Communities (Feedingstuffs) (Tolerances of Undesirable Substances and Products) (Amendment) Regulations, 2002.

To our knowledge, the measurements of U-POPs in this study represent the first data on U-POPs in chicken eggs ever reported in Mexico. The levels of dioxins, HCB and PCBs exceeding the EU limits observed in the egg samples support the need for further monitoring and longer-term changes to

^a was estimated (using a cancer potency factor of 130 (mg/kg-day)⁻¹ and rounding the risk to an order of magnitude) for consumption of 3-4 eggs per week (30 g egg/day) contaminated at 1 ppt ITEQ^{a, a}

eliminate chlorinated chemicals that serve as donors for U-POPs releases in all environment compartments. Therefore we call for the development of guidelines that will support a substitution of such materials as PVC to reach the ultimate goal of the Stockholm Convention - an elimination of U-POPs as stated in Article 5 of the Convention.

Picture 1: Gulf of Mexico and Isthmus of Tehuantepec; the yellow rectangle shows the area of the petrochemical complex in the State of Veracruz



Comparison with other studies of eggs

We compared the levels of PCDD/Fs measured in this study with data from other studies that also used pooled samples and/or expressed mean values of analyzed eggs (Please see Annexes 2 and 3.) The data for eggs described in this report follow on the heels of a similar studies in Slovakia,² Kenya,³ Czech Republic,⁴ Belarus,⁵ India (Uttar Pradesh),⁶ Tanzania⁷ and Senegal⁸ released since 21 March 2005. The data for eggs described in this report follow on the heels of similar studies in Slovakia released 21 March 2005. Dioxins levels in the eggs sampled from the Coatzacoalcos are in the same range as those in eggs from Lucknow city in Uttar Pradesh (India),⁹ from the neighborhood of the Dandora dumpsite in Kenya¹⁰ and in Oroville in California (USA); a contaminated site near a facility for pentachlorophenol wood treatment where two serious fires occurred.¹¹ The eggs measured in this study contained twice the level of dioxins observed in eggs collected in Slovakian villages downwind of the Koshice municipal waste incinerator.

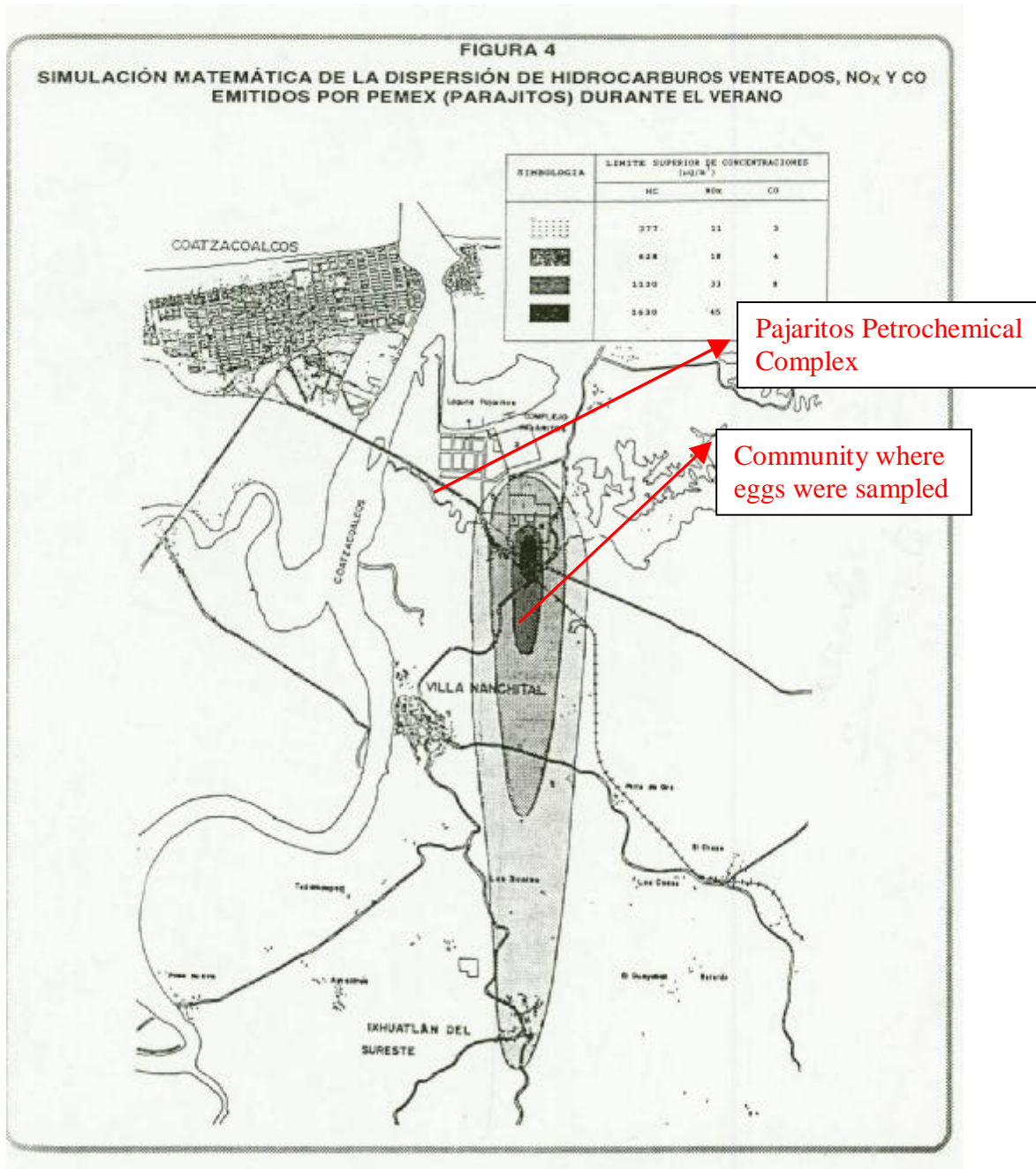
Other studies showing high levels of dioxins include samples near the large Mbeubeuss landfill in the suburb of Senegalian capitol city Dakar,¹² an old waste incinerator in Maincy, France¹³ and an area affected by a spread mixture of waste incineration residues in Newcastle, UK.¹⁴ The mean dioxin values observed in these locations in pooled samples were even higher than the values observed in this study at 35.1 pg WHO-TEQ/g, 42.47 pg WHO-TEQ/g and 31 pg WHO-TEQ/g respectively.

It is clear that dioxins represent the most serious contaminant in the sampled eggs from the surroundings of the Coatzacoalcos facilities. PCDD/Fs contribute more than 80% of the whole TEQ value in eggs as visible from the graph in Annex 5. Despite this substantial contribution of dioxins, levels of PCBs are not negligible as shown in Annex 4. The levels of HCB in eggs from Coatzacoalcos are at the same level as in eggs collected near the chlorine chemical factory in Usti nad Labem in the Czech Republic¹⁵ (see Annex 6). Higher levels of HCB were found in free range chicken eggs from Slovakia,¹⁶ Czech Republic¹⁷ and also much higher levels were reported from Morocco in 1990¹⁸ and/or for example Switzerland, but from the 1970s.¹⁹

Possible U-POPs sources

The high levels of U-POPs in free range chicken eggs in these samples provoke the question of possible sources. There are several potential sources of dioxins, PCBs and HCB as by-products within the Coatzacoalcos area.

Picture 2: Map from a mathematical simulation of hydrocarbons dispersed from the Petrochemical Complex of Pajaritos. Source of the map: Bravo *et al.* 1992.²⁰



Considering the meteorological conditions of the site sampled and the dominant winds going to the south and southeast, the source of dioxin pollution in air probably comes mainly from the Pajaritos petrochemical complex

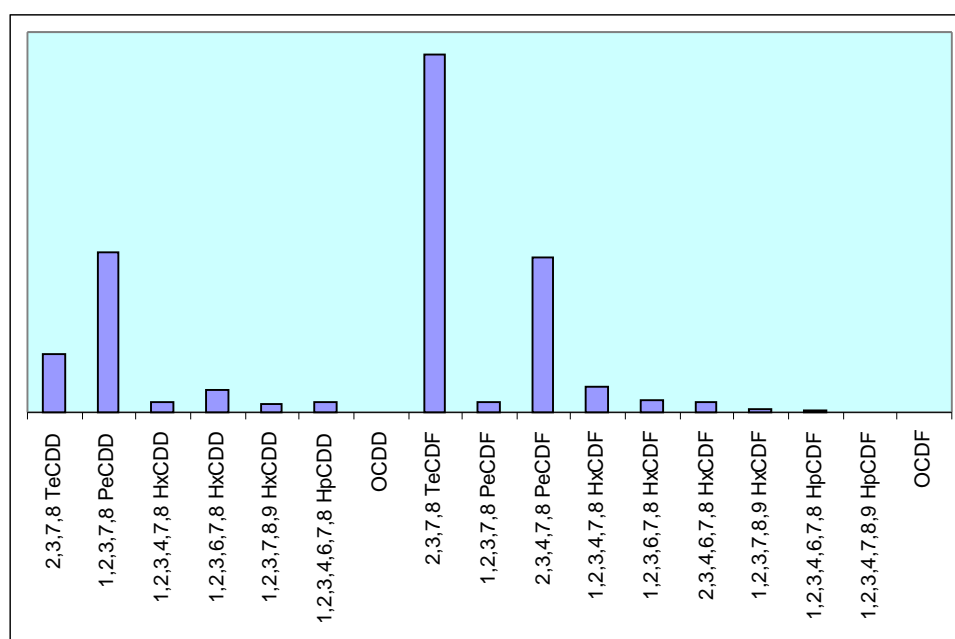
On the other hand there are other potential POPs sources in the region but located to the south of the community sampled and with the dominant winds going south and southeast away from the community (see attached map.) The other four main sources of POPs in the region are: A) two private chlorine production companies “Cloro de Tehuantepec” and Industria Química del Istmo (IQUISA) producing chlorine, caustic soda, sodium hypochlorite, and hydrochloric acid, creating both a potential source of dioxin and furans in the waste water discharges of the Teapa stream, and also a source of

mercury pollution, located less than 1 kilometer from the sampling site; b) fires from solid waste landfills located in the city of Nanchital de Lázaro Cardenas, located around 20 kilometers from the egg sampling site and in a dumping site in the municipality of Cosoleacaque; c) a hospital incinerator from Pemex in Nanchital located approximately 20 kilometers from the sampled site; d) two commercial crematoria in Coatzacoalcos municipality; and e) several fires in cattle grass range and in swamps contaminated with oil spills in the area between Coatzacoalcos-Minatitlán.

Table 3: Results of PCDD/Fs analysis in a pooled sample of eggs collected in Coatzacoalcos in Mexico

| PCDD/Fs congeners | WHO-TEF | Values in pg/g of fat in WHO-TEQ | Values in pg/g of fat |
|---------------------|---------|----------------------------------|-----------------------|
| 2,3,7,8 TeCDD | 1 | 1.5 | 1.50 |
| 1,2,3,7,8 PeCDD | 1 | 4.1 | 4.10 |
| 1,2,3,4,7,8 HxCDD | 0.1 | 0.26 | 2.60 |
| 1,2,3,6,7,8 HxCDD | 0.1 | 0.59 | 5.90 |
| 1,2,3,7,8,9 HxCDD | 0.1 | 0.22 | 2.20 |
| 1,2,3,4,6,7,8 HpCDD | 0.01 | 0.259 | 25.90 |
| OCDD | 0.0001 | 0.00699 | 69.90 |
| 2,3,7,8 TeCDF | 0.1 | 9.14 | 91.40 |
| 1,2,3,7,8 PeCDF | 0.05 | 0.255 | 5.10 |
| 2,3,4,7,8 PeCDF | 0.5 | 3.95 | 7.90 |
| 1,2,3,4,7,8 HxCDF | 0.1 | 0.68 | 6.80 |
| 1,2,3,6,7,8 HxCDF | 0.1 | 0.29 | 2.90 |
| 2,3,4,6,7,8 HxCDF | 0.1 | 0.25 | 2.50 |
| 1,2,3,7,8,9 HxCDF | 0.1 | 0.097 | 0.97 |
| 1,2,3,4,6,7,8 HpCDF | 0.01 | 0.024 | 2.40 |
| 1,2,3,4,7,8,9 HpCDF | 0.01 | 0.0071 | 0.71 |
| OCDF | 0.0001 | 0.00033 | 3.30 |

Picture 3: Graph showing a PCDD/Fs pattern in eggs from Coatzacoalcos expressed in WHO-TEQs.



Tracking the source of dioxins in eggs can be aided by comparing the pattern of congeners in the samples with those in the sources. Unfortunately, measurements of dioxin air emissions from all potential sources are not available for comparison. However, the congener pattern observed in eggs in this study is dominated by the congener 2,3,7,8 TeCDF. This can be compared with data known from literature, where this pattern is connected with combustion of chlorinated materials such as PVC and/or with contamination of PCBs.^{21, 22} Also chlor-alkali processes are cited as a source of this 2,3,7,8-TeCDF-dominated pattern.²³ Other studies include sources such as chlorobenzenes and incineration of PCBs and polyvinyl chloride.^{24, 25, 26, 27}

Taken together, the pollution dispersion study combined with the distinctive congener pattern observed in the dioxin-contaminated eggs suggest that the Pajaritos petrochemical complex together with waste incineration is the most likely the source of dioxins in eggs in this study. Other facilities cannot be excluded since their production is also based on chlorine chemicals as well as other waste incinerators. Overall, the U-POPs pattern in the eggs reflects the chlorine chemical industry, PCBs and waste incineration of chlorine containing wastes (such as PVC). High levels of HCB usually appear surrounding chemical manufacturing sites using and/or producing this chemical as well as near hazardous waste incineration.^{28, 29}

This pooled six eggs sample supports calls for a larger monitoring study which would be focused on all U-POPs levels in the environment of the Coatzacoalcos Municipality.

The Pajaritos Petrochemical Complex in Coatzacoalcos, Veracruz (Mexico)

The Pajaritos complex, is part of the state-owned company “Petróleos Mexicanos Petroquímica” better known as PEMEX Petrochemical and was built in 1967. It is part of an industrialized region in the Gulf of Mexico specialized in petrochemical production and oil refining. This petrochemical complex has produced in different units a variety of chemical substances: ethylene, ethylene oxide, 1,2-dichloroethane (EDC), vinyl chloride monomer (VCM), acetaldehyde, perchloroethylene (until 1997) and methyl tertiary butyl ether (MTBE) that were used as inputs in paints, films, PVC plastic and synthetic fibers. At this moment most of the production units have been closed, but this year the Chlorinated Derivatives section III is under expansion mainly for the production of VCM. VCM is the main input for the polymerization of PVC plastic that is made in other regions.

In addition to the chemical production facilities, two incinerators were operating in the Pajaritos petrochemical complex at different times. Incinerator I operated just for trial burning protocols from 1995 until 1996 and was closed for technical problems. The composition of the heavy hexa wastes that were burned in the trial burning test in the Incinerator I were hexachloroethane (36.9%), hexachlorobutene (33.9%) and hexachlorobenzene (38.0%) .

Incinerator II was operating from 1995 until 2002 as a part of the Integral System of Effluents Treatment from the Chlorinated Derivates I , II and III and acetaldehyde to recuperate hydrochloric acid. It has a capacity to burn 1.5 tons at hour (approximately 100 tons at day). The liquid wastes burned included a mix of wastes of trichloroethane, dicloroethane, vinyl chloride and chloroacetylaldehyde.. A third incinerator is actually in a trial burning testing period in order to obtain a final permit. It will burn mainly the wastes from the VCM production.

POPs and other toxic chemicals releases observed in the region

There is not an integral study that can evaluate the environmental, health and social consequences of the impact of the petrochemical complex of Pajaritos in the area. There are very limited data from POPs pollution in the area surrounding the petrochemical complex. There are also very limited data of dioxin and furans releases from the incinerators trial test burning protocols that were operating inside of the petrochemical complex.

The two incinerators inside the petrochemical complex began operating without appropriate environmental permits and later corrected their legal status. The data during the trial burn protocol shows that dioxin and furan flue gas releases were far above the official standard limit of 0.1 ng I-TEQ/m³. In the case of Incinerator I the dioxin releases were 0.259 ng I-TEQ/m³ and in Incinerator II the releases were far above 8.26 ng I-TEQ/m³.³⁰

As result of the production of perchloroethylene and carbon tetrachloride and the problems with incinerator I and II to treat the wastes, the amount of accumulated toxic waste reached 9,500 tons of hexachlorinated waste in solid phase. The handling of hexachlorinated wastes has been inadequate inside the complex and subject to fines imposed by the federal environmental inspectors during various months in 2001. There have been accusations of bad hexachlorobenzene waste handling in the past. Bags with waste in the interior of the petrochemical complex were stolen and appeared in different neighborhoods of the municipality of Coatzacoalcos.

There is other study that reported pollution in the Coatzacoalcos basin, sampling the "Teapa" stream where the toxic waste effluents of the Pajaritos petrochemical complex are discharged, These include toxic volatile and semivolatile organochlorine compounds including chlorobenzenes, trace levels of PCBs, linear aliphatic hydrocarbons, 1,2-dichloroethane (produced in the petrochemical complex for the VCM production) and trichloromethane (chloroform). There were also high concentrations of mercury, heavy metals such as chromium nickel, zinc and manganese.³¹

The area and population potentially most exposed by emissions from the incinerators of the petrochemical complex considering the dominating winds to the south and southeast from the site³² are several thousand people living in communities and cities. In the proximity of the petrochemical complex the inhabitants of the community of Paso a Desnivel (approx. 268) in the Municipality of Coatzacoalcos; the population living in Mundo Nuevo (9021) in the same municipality; Nanchital de Lazaro Cardenas town with 27 218 inhabitants in the municipality of the same name., Ixhuatlán del Sureste with 13 294 inhabitants, and the city of Coatzacoalcos with 267 212 inhabitants.

A lot of information about potential toxic chemicals releases are either not accessible to the public or not known. U-POPs releases are not measured in their full complexity.

U-POPs and the Stockholm Convention

The U-POPs measured in this study are slated for reduction and elimination by the Stockholm Convention which holds its first Conference of the Parties in May 2005. Mexico ratified the Convention in February 2003.

The Convention mandates Parties to take specific actions aimed at eliminating these pollutants from the global environment. Parties are to require the use of substitute or modified materials, products and processes to prevent the formation and release of U-POPs.^b Parties are also required to promote the use of best available techniques (BAT) for new facilities or for substantially modified facilities in certain source categories (especially those identified in Part II of Annex C).^c In addition, Parties are to promote both BAT and best environmental practices (BEP) for all new and existing significant source categories,^d with special emphasis on those identified in Parts II and III. As part of its national implementation plan (NIP), each Party is required to prepare an inventory of its significant sources of U-POPs, including release estimates.^e These NIP inventories will, in part, define activities for countries that will be eligible for international aid to implement their NIP. Therefore it is important that the inventory guidelines are accurate and not misleading.

^b Article 5, paragraph (c)

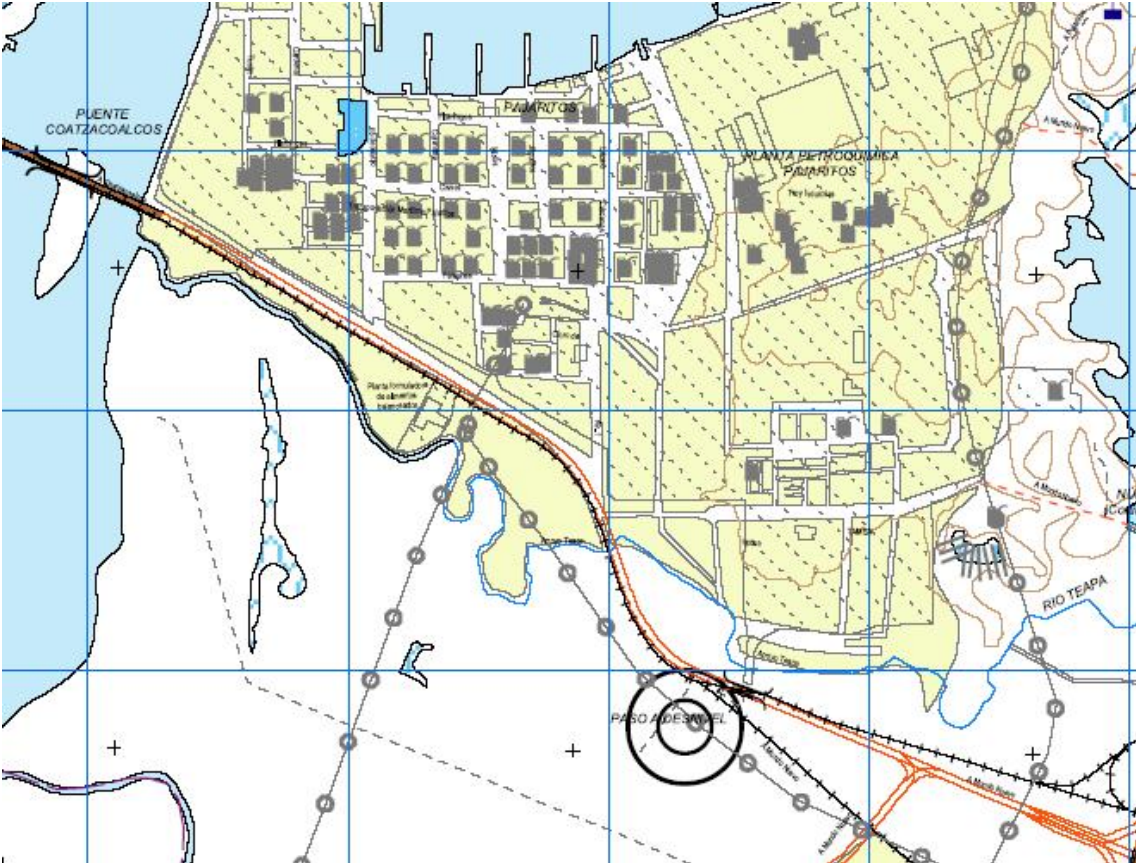
^c Article 5, paragraph (d)

^d Article 5, paragraphs (d) & (e)

^e Article 5, paragraph (a), subparagraph (i)

The Stockholm Convention on POPs is historic. It is the first global, legally binding instrument whose aim is to protect human health and the environment by controlling production, use and disposal of toxic chemicals. We view the Convention text as a promise to take the actions needed to protect Mexican and global public’s health and environment from the injuries that are caused by persistent organic pollutants, a promise that was agreed by representatives of the global community: governments, interested stakeholders, and representatives of civil society. We call upon Mexican governmental representatives and all stakeholders to honor the integrity of the Convention text and keep the promise of reduction and elimination of POPs.

Picture 4: Detailed map of the surrounding of the sampling site also with large part of Pajaritos petrochemical complex. Sampling site in “Paso a Desnivel” is in double circle.



Annex 1. Materials and Methods

Sampling

For sampling in Mexico we have chosen an area in Coatzacoalcos, Veracruz in the Gulf of Mexico. Eggs were sampled from a family that raises chickens in their backyard in a community named “Paso a Desnivel” (see map at picture 4). The “Paso a Desnivel” community is located less than two kilometers from the petrochemical complex “Pajaritos” in the Municipality of Coatzacoalcos and situated at the 18° 06'03” N and 94° 23'45.6” W, at 3 meters of altitude below sea level. The hens from which the eggs were picked were between 7 - 15 months old, and were all free-range although occasionally provided with maize. The hens can easily access soil organisms.

Sampling was done by members of Organización y Desarrollo Social, S.C. in a period between 25 - 28 January 2005. One chicken fancier supplied 10 eggs from his free range chickens. The eggs were kept in cool conditions after sampling and then were boiled in Mexico for 7 - 10 minutes in pure water and transported by express service to the laboratory at ambient temperature.

Analysis

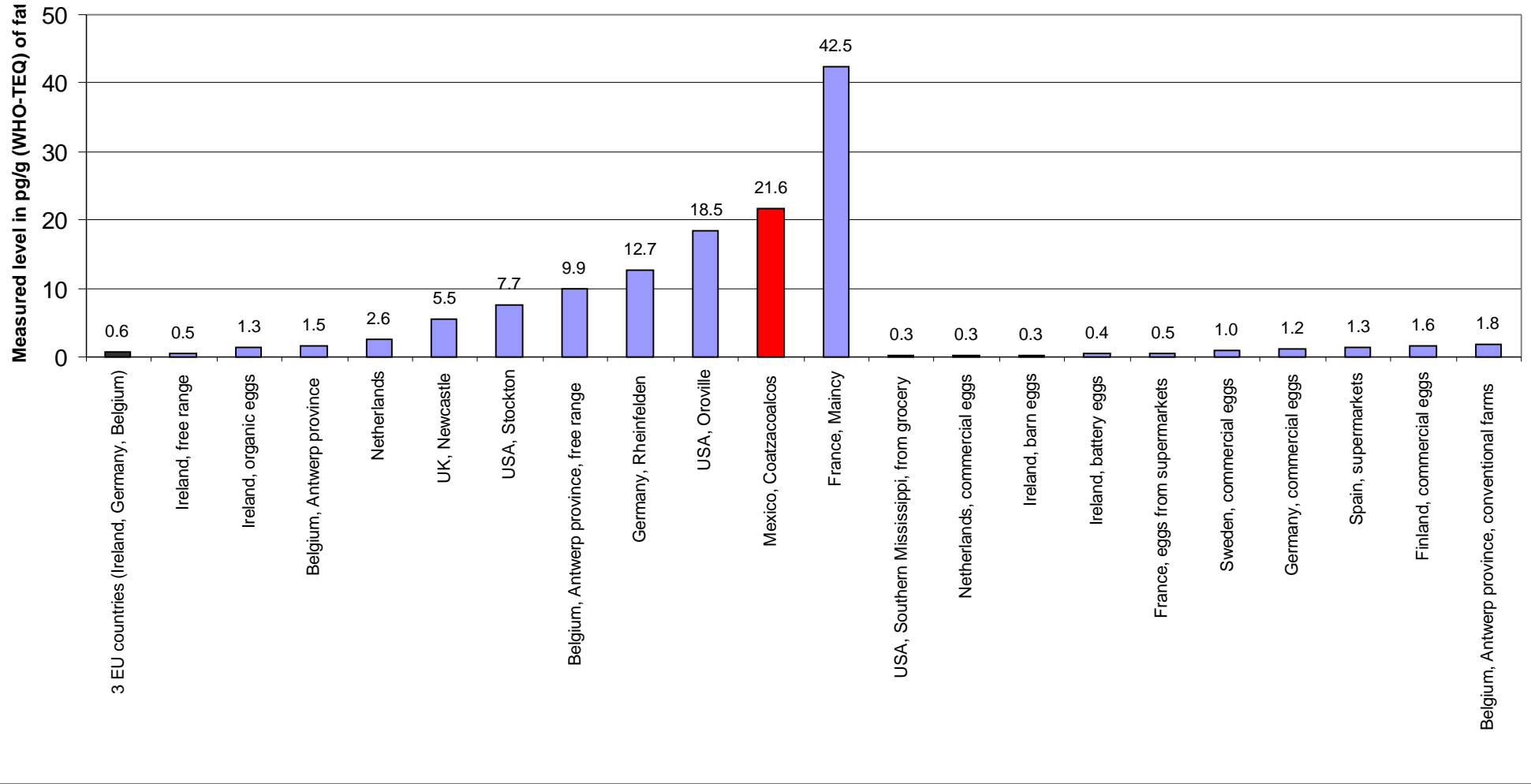
After being received by the laboratory, the eggs were kept frozen until analysis. The egg shells were removed and the edible contents of 4 eggs were homogenised. A 30 g sub-sample was dried with anhydrous sodium sulphate, spiked by internal standards and extracted by toluene in a Soxhlet apparatus. A small portion of the extract was used for gravimetric determination of fat. The remaining portion of the extract was cleaned on a silica gel column impregnated with H₂SO₄, NaOH and AgNO₃. The extract was further purified and fractionated on an activated carbon column. The fraction containing PCDD/Fs, PCBs and HCB was analysed by HR GC-MS on Autospec Ultima NT.

Analysis for PCDD/Fs, PCBs and HCB was done in the Czech Republic in laboratory Axys Varilab. Laboratory Axys Varilab, which provided the analysis is certified laboratory by the Institute for technical normalization, metrology and probations under Ministry of Industry and Traffic of the Czech Republic for analysis of POPs in air emissions, environmental compartments, wastes, food and biological materials.^a Its services are widely used by industry as well as by Czech governmental institutions. In 1999, this laboratory worked out the study about POPs levels in ambient air of the Czech Republic on request of the Ministry of the Environment of the Czech Republic including also soils and blood tests.

Annex 2: Mean values found within different groups of eggs from different parts of world

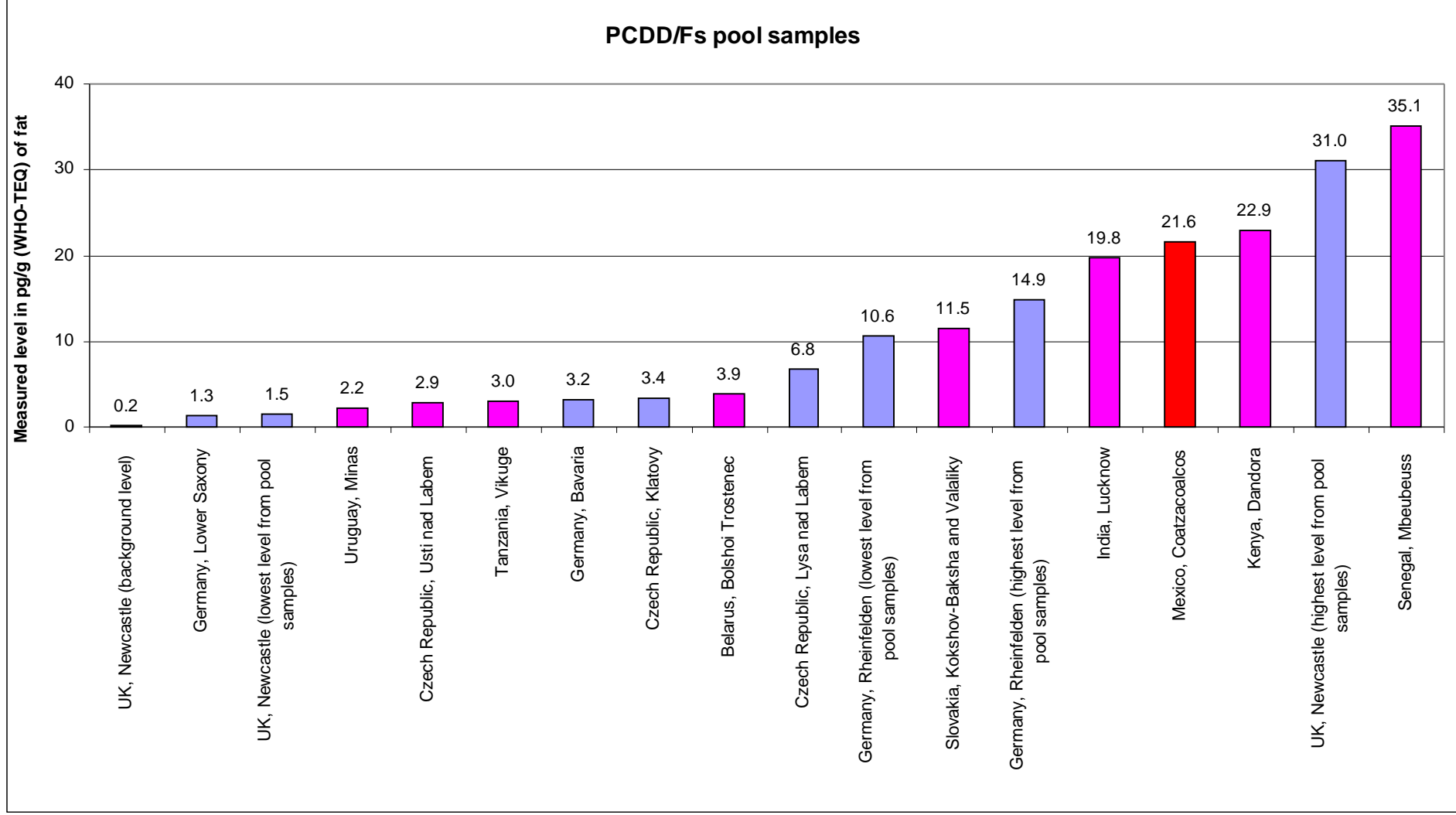
| Country/locality | Year | Group | Measured level in pg/g (WHO-TEQ) of fat | Source of information |
|---|-------------|-------------------|---|----------------------------------|
| 3 EU countries (Ireland, Germany, Belgium) | 1997-2003 | both | 0.63 | DG SANCO 2004 |
| Ireland, free range | 2002-2005 | free range | 0.47 | Pratt, I. et al. 2004, FSAI 2004 |
| Ireland, organic eggs | 2002-2005 | free range | 1.30 | Pratt, I. et al. 2004, FSAI 2004 |
| Belgium, Antwerp province | 2004 | free range | 1.50 | Pussemeier, L. et al. 2004 |
| Netherlands | 2004 | free range | 2.60 | SAFO 2004 |
| UK, Newcastle | 2002 | free range | 5.50 | Pless-Mulloli, T. et al. 2003b |
| USA, Stockton | 1994 | free range | 7.69 | Harnly, M. E. et al. 2000 |
| Belgium, Antwerp province, free range | 2004 | free range | 9.90 | Pussemeier, L. et al. 2004 |
| Germany, Rheinfelden | 1996 | free range | 12.70 | Malisch, R. et al. 1996 |
| USA, Oroville | 1994 | free range | 18.46 | Harnly, M. E. et al. 2000 |
| Mexico, Coatzacoalcos | 2005 | free range | 21.63 | Axys Varilab 2005 |
| France, Maincy | 2004 | free range | 42.47 | Pirard, C. et al. 2004 |
| USA, Southern Mississippi, from grocery | 1994 | not free range | 0.29 | Fiedler, H. et al. 1997 |
| Netherlands, commercial eggs | 2004 | not free range | 0.30 | Anonymus 2004 |
| Ireland, barn eggs | 2002-2005 | not free range | 0.31 | Pratt, I. et al. 2004, FSAI 2004 |
| Ireland, battery eggs | 2002-2005 | not free range | 0.36 | Pratt, I. et al. 2004, FSAI 2004 |
| France, eggs from supermarkets | 1995-99 | not free range | 0.46 | SCOOP Task 2000 |
| Sweden, commercial eggs | 1995-99 | not free range | 1.03 | SCOOP Task 2000 |
| Germany, commercial eggs | 1995-99 | not free range | 1.16 | SCOOP Task 2000 |
| Spain, supermarkets | 1996 | not free range | 1.34 | Domingo et al. 1999 |
| Finland, commercial eggs | 1990-94 | not free range | 1.55 | SCOOP Task 2000 |
| Belgium, Antwerp province, conventional farms | 2004 | not free range | 1.75 | Pussemeier, L. et al. 2004 |

PCDD/Fs mean values



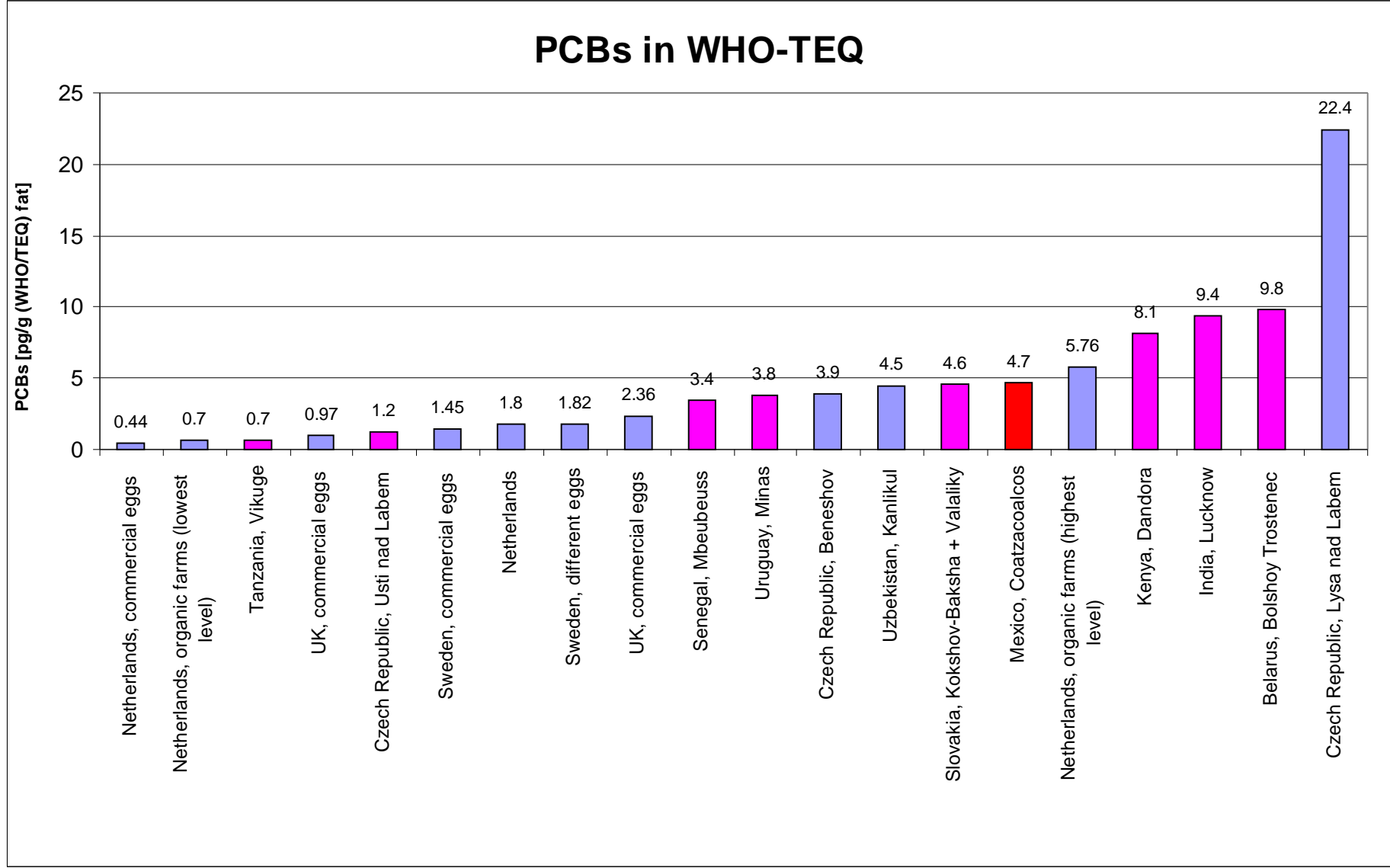
Annex 3: Levels of dioxins (PCDD/Fs) in different pool samples from different parts of world

| Country/locality | Year | Group | Number of eggs/measured samples | Measured level in pg/g (WHO-TEQ) of fat | Source of information |
|--|------|------------|---------------------------------|---|-------------------------------|
| UK, Newcastle (background level) | 2000 | free range | 3/1 pool | 0.20 | Pless-Mulloli, T. et al. 2001 |
| Germany, Lower Saxony | 1998 | free range | 60/6 pools | 1.28 | SCOOP Task 2000 |
| UK, Newcastle (lowest level from pool samples) | 2000 | free range | 3/1 pool | 1.50 | Pless-Mulloli, T. et al. 2001 |
| Czech Republic, Usti nad Labem | 2005 | free range | 6/1 pool | 2.90 | Axys Varilab 2005 |
| Tanzania, Vikuge | 2005 | free range | 6/1 pool | 3.03 | Axys Varilab 2005 |
| Germany, Bavaria | 1992 | free range | 370/37 pools | 3.20 | SCOOP Task 2000 |
| Czech Republic, Klatovy | 2003 | free range | 12 | 3.40 | Beranek, M. et al. 2003 |
| Belarus, Bolshoi Trostenech | 2005 | free range | 6/1 pool | 3.91 | Axys Varilab 2005 |
| Czech Republic, Lysa nad Labem | 2004 | free range | 4 | 6.80 | Petrlik, J. 2005 |
| Germany, Rheinfelden (lowest level from pool samples) | 1996 | free range | - | 10.60 | Malisch, R. et al. 1996 |
| Slovakia, Kokshov-Baksha and Valaliky | 2005 | free range | 6/1 pool | 11.52 | Axys Varilab 2005 |
| Germany, Rheinfelden (highest level from pool samples) | 1996 | free range | - | 14.90 | Malisch, R. et al. 1996 |
| India, Lucknow | 2005 | free range | 4/1 pool | 19.80 | Axys Varilab 2005 |
| Mexico, Coatzacoalcos | 2005 | free range | 6/1 pool | 21.63 | Axys Varilab 2005 |
| Kenya, Dandora | 2004 | free range | 6/1 pool | 22.92 | Axys Varilab 2005 |
| UK, Newcastle (highest level from pool samples) | 2000 | free range | 3/1 pool | 31.00 | Pless-Mulloli, T. et al. 2001 |
| Senegal, Mbeubeuss | 2005 | free range | 6/1 pool | 35.10 | Axys Varilab 2005 |



Annex 4: Levels of PCBs in WHO-TEQ in different chicken eggs samples from different parts of world

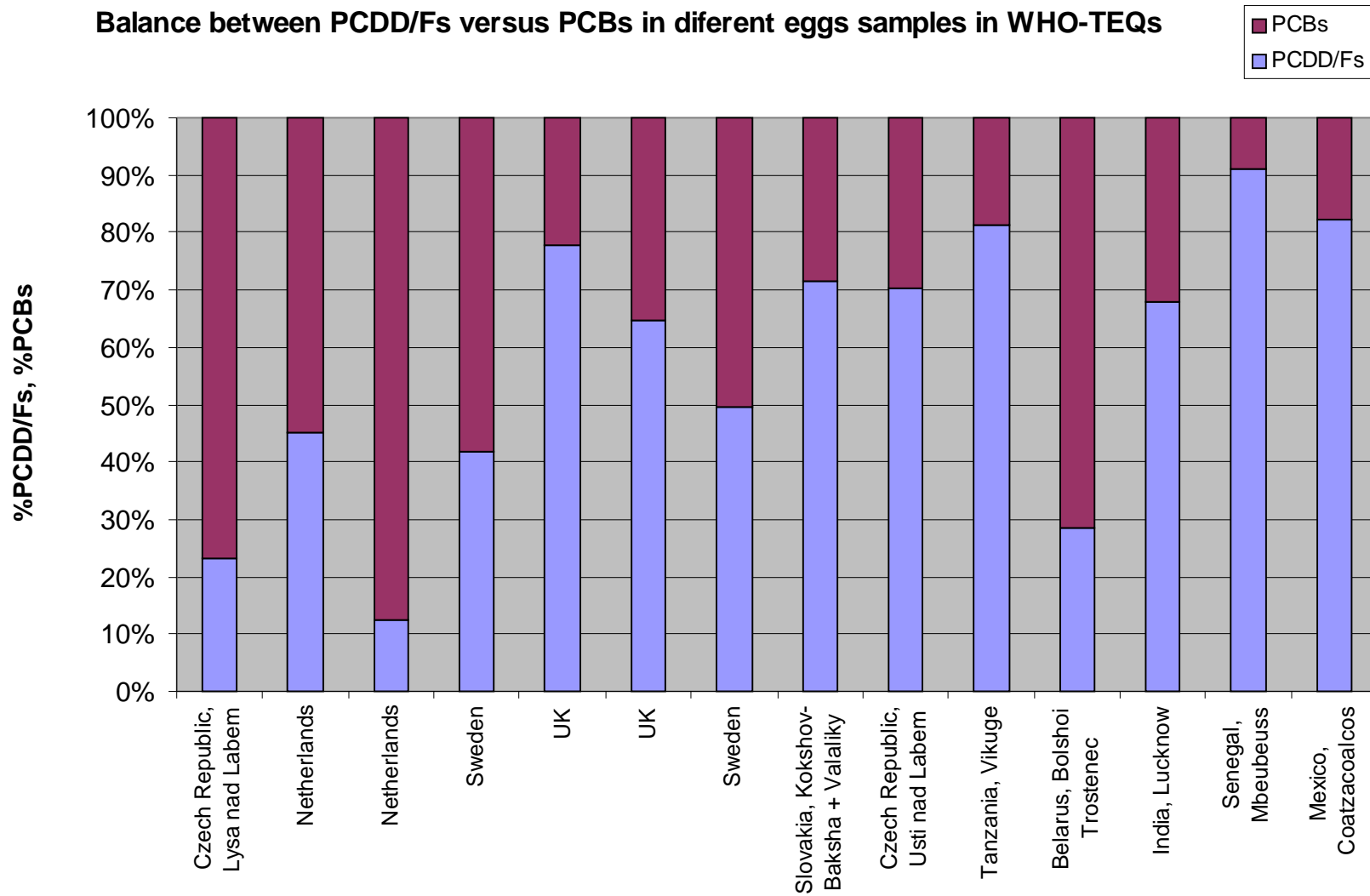
| Country/locality | Year | Group | Number of measured samples | Specification | Measured level in pg/g (WHO-TEQ) of fat | Source of information |
|--|------|----------------|----------------------------|---------------------|---|-------------------------|
| Netherlands, commercial eggs | 1999 | not free range | 100/2 pools | pool, nonortho-PCBs | 0.44 | SCOOP Task 2000 |
| Netherlands, organic farms (lowest level) | 2002 | free range | 6 | pool | 0.70 | Traag, W. et al. 2002 |
| Tanzania, Vikuge | 2005 | free range | 6/1 pool | pool | 0.70 | Axys Varilab 2005 |
| UK, commercial eggs | 1992 | not free range | 24/1 pool | pool | 0.97 | SCOOP Task 2000 |
| Czech Republic, Usti nad Labem | 2005 | free range | 6/1 pool | pool | 1.20 | Axys Varilab 2005 |
| Sweden, commercial eggs | 1999 | not free range | 32/4 pools | pool | 1.45 | SCOOP Task 2000 |
| Netherlands | 1990 | mixed | 8/2 pools | pool, nonortho-PCBs | 1.80 | SCOOP Task 2000 |
| Sweden, different eggs | 1993 | mixed | 84/7 pools | pool | 1.82 | SCOOP Task 2000 |
| UK, commercial eggs | 1982 | not free range | 24/1 pool | pool | 2.36 | SCOOP Task 2000 |
| Senegal, Mbeubeuss | 2005 | free range | 6/1 pool | pool | 3.40 | Axys Varilab 2005 |
| Czech Republic, Beneshov | 2004 | free range | 4 | pool | 3.90 | Axys Varilab 2004 |
| Uzbekistan, Kanlikul | 2001 | free range | - | individual | 4.50 | Muntean, N. et al. 2003 |
| Slovakia, Kokshov-Baksha + Valaliky | 2005 | free range | 6/1 pool | pool | 4.60 | Axys Varilab 2005 |
| Mexico, Coatzacoalcos | 2005 | free range | 6/1 pool | pool | 4.70 | Axys Varilab 2005 |
| Netherlands, organic farms (highest level) | 2002 | free range | 6 | pool | 5.76 | Traag, W. et al. 2002 |
| Kenya, Dandora | 2004 | free range | 6/1 pool | pool | 8.1 | Axys Varilab 2005 |
| India, Lucknow | 2005 | free range | 4/1 pool | pool | 9.4 | Axys Varilab 2005 |
| Belarus, Bolshoy Trostenech | 2005 | free range | 6/1 pool | pool | 9.8 | Axys Varilab 2005 |
| Czech Republic, Lysa nad Labem | 2004 | free range | 4 | pool | 22.4 | Petrlik, J. 2005 |



Annex 5: Balance between PCDD/Fs versus PCBs in diferent eggs samples in WHO-TEQs

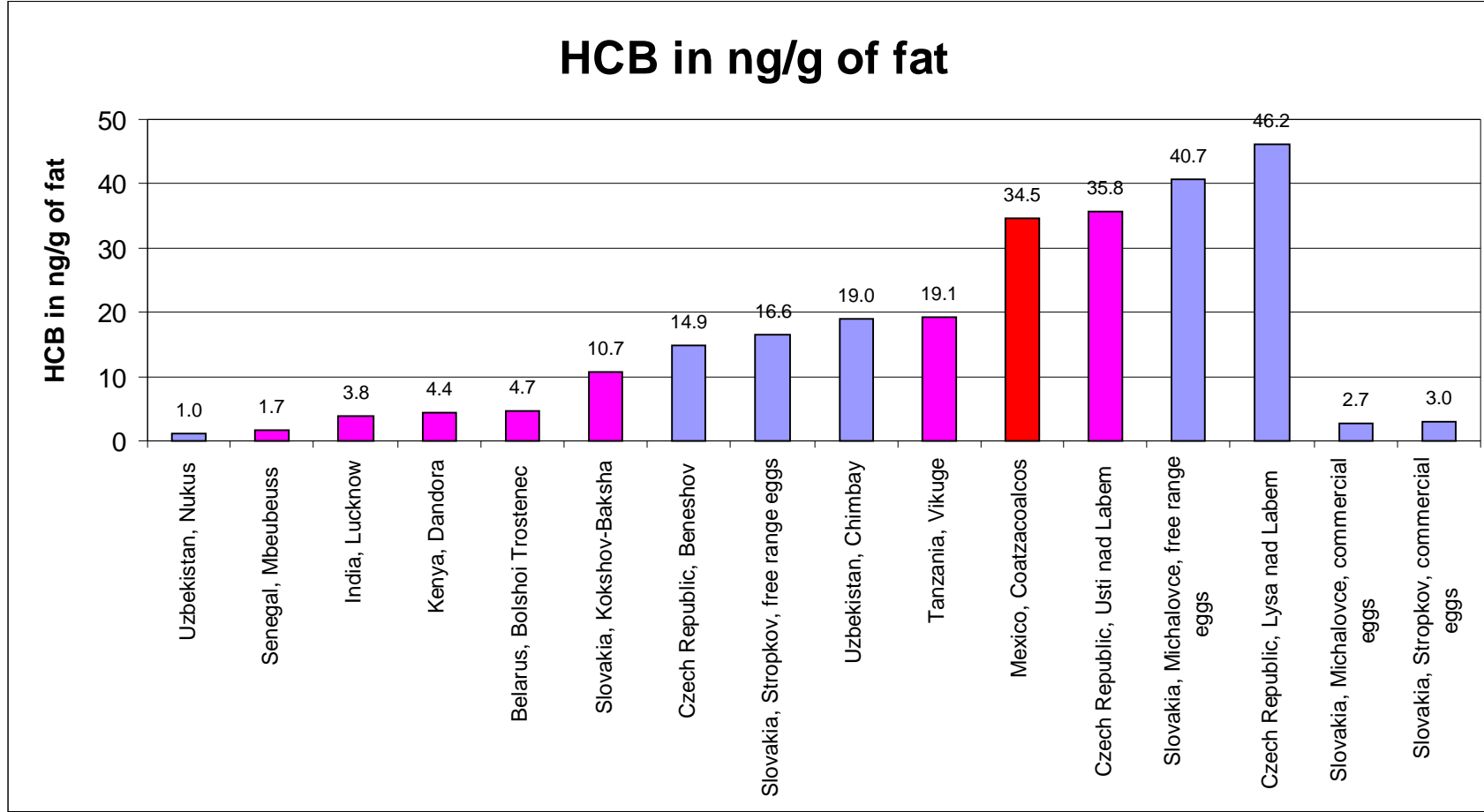
| Country/locality | Year | Group | PCDD/Fs | PCBs | Total WHO-TEQ | Source of information |
|-------------------------------------|------|----------------|---------|-------|---------------|-----------------------|
| Czech Republic, Lysa nad Labem | 2004 | free range | 6.80 | 22.40 | 29.20 | Petrlik, J. 2005 |
| Netherlands | 2002 | free range | 4.74 | 5.76 | 10.50 | Traag, W. et al. 2002 |
| Netherlands | 2002 | free range | 0.70 | 4.89 | 5.59 | Traag, W. et al. 2002 |
| Sweden | 1993 | mixed | 1.31 | 1.82 | 3.13 | SCOOP Task 2000 |
| UK | 1982 | not free range | 8.25 | 2.36 | 10.61 | SCOOP Task 2000 |
| UK | 1992 | not free range | 1.77 | 0.97 | 2.74 | SCOOP Task 2000 |
| Sweden | 1999 | not free range | 1.43 | 1.45 | 2.48 | SCOOP Task 2000 |
| Slovakia, Kokshov-Baksha + Valaliky | 2005 | free range | 11.52 | 4.60 | 16.12 | Axys Varilab 2005 |
| Czech Republic, Usti nad Labem | 2005 | free range | 2.90 | 1.22 | 4.12 | Axys Varilab 2005 |
| Tanzania, Vikuge | 2005 | free range | 3.03 | 0.70 | 3.73 | Axys Varilab 2005 |
| Belarus, Bolshoi Trostenech | 2005 | free range | 3.91 | 9.83 | 13.74 | Axys Varilab 2005 |
| India, Lucknow | 2005 | free range | 19.80 | 9.40 | 29.20 | Axys Varilab 2005 |
| Senegal, Mbeubeuss | 2005 | free range | 35.10 | 3.44 | 38.54 | Axys Varilab 2005 |
| Mexico, Coatzacoalcos | 2005 | free range | 21.63 | 4.69 | 26.32 | Axys Varilab 2005 |

Balance between PCDD/Fs versus PCBs in diferent eggs samples in WHO-TEQs



Annex 6: Levels of HCB in ng/g of fat in different chicken eggs samples from different parts of world

| Country | Date/year | Group | Number of measured samples | Measured level in ng/g of fat | Source of information |
|---------------------------------------|-------------|----------------|----------------------------|-------------------------------|-------------------------|
| Uzbekistan, Nukus | 2001 | free range | - | 1.0 | Muntean, N. et al. 2003 |
| Senegal, Mbeubeuss | 2005 | free range | 6/1 pool | 1.7 | Axys Varilab 2005 |
| India, Lucknow | 2005 | free range | 4/1 pool | 3.8 | Axys Varilab 2005 |
| Kenya, Dandora | 2004 | free range | 6/1 pool | 4.4 | Axys Varilab 2005 |
| Belarus, Bolshoi Trostenech | 2005 | free range | 6/1 pool | 4.7 | Axys Varilab 2005 |
| Slovakia, Kokshov-Baksha | 2005 | free range | 6/1 pool | 10.7 | Axys Varilab 2005 |
| Czech Republic, Beneshov | 2004 | free range | 4/1 pool | 14.9 | Axys Varilab 2004 |
| Slovakia, Stropkov, free range eggs | before 1999 | free range | 1 | 16.6 | Kocan, A. et al. 1999 |
| Uzbekistan, Chimbay | 2001 | free range | - | 19.0 | Muntean, N. et al. 2003 |
| Tanzania, Vikuge | 2005 | free range | 6/1 pool | 19.1 | Axys Varilab 2005 |
| Mexico, Coatzacoalcos | 2005 | free range | 6/1 pool | 34.5 | Axys Varilab 2005 |
| Czech Republic, Usti nad Labem | 2005 | free range | 6/1 pool | 35.8 | Axys Varilab 2005 |
| Slovakia, Michalovce, free range eggs | before 1999 | free range | 1 | 40.7 | Kocan, A. et al. 1999 |
| Czech Republic, Lysa nad Labem | 2004 | free range | 4/1 pool | 46.2 | Petrlik, J. 2005 |
| Slovakia, Michalovce, commercial eggs | before 1999 | not free range | 1 | 2.7 | Kocan, A. et al. 1999 |
| Slovakia, Stropkov, commercial eggs | before 1999 | not free range | 1 | 3.0 | Kocan, A. et al. 1999 |



Annex 7: Photos

General view at Petrochemical Complex Pajaritos



Train road to petrochemical comples and characteristic landscape in the studied area.



Sampling place in Paso a Desnivel in petrochemical complex neighborhood - backyard and chicken.



Chicken searching for and eating soil organisms at backyard. .



Chicken fanciers family (photo on the left side) and chicken at the backyard in the chemical plant area neighborhood.



View from the sampling site at the petrochemical complex.



Waste Incinerator II
(1999) for the treatment
of heavy chlorinated
hydrocarbons residues to
recuperate HCl



Waste Incinerator III in October 2003.



Another general view at Petrochemical Complex Pajaritos. Photo by: Alvaro Balderas.



References

¹ U.S. Environmental Protection Agency. 1998. The Inventory of Sources of Dioxin in the United States. EPA/600/P-98/002Aa, Washington, D.C., April 1998.

² Friends of the Earth, Arnika, IPEN Dioxin, PCBs and Waste WG 2005. Contamination of chicken eggs near the Koshice municipal waste incinerator in Slovakia by dioxins, PCBs, and hexachlorobenzene. Available at www.ipen.org 21 March 2005

³ ENVILEAD, Arnika, IPEN Dioxin, PCBs and Waste WG 2005. Contamination of chicken eggs near the Dandora dumpsite in Kenya by dioxins, PCBs, and hexachlorobenzene. Available at www.ipen.org 24 March 2005.

⁴ Arnika, IPEN Dioxin, PCBs and Waste WG 2005. Contamination of chicken eggs near the Spolchemie factory in Usti nad Labem in the Czech Republic by dioxins, PCBs, and hexachlorobenzene. Available at www.ipen.org 25 March 2005.

⁵ Foundation for Realization of Ideas, Arnika, IPEN Dioxin, PCBs and Waste WG 2005. Contamination of chicken eggs near the Bolshoy Trostenec dumpsite in Belarus by dioxins, PCBs, and hexachlorobenzene. Available at www.ipen.org 29 March 2005.

⁶ Toxics Link, Arnika, IPEN Dioxin, PCBs and Waste WG 2005: Contamination of chicken eggs near the Queen Mary's Hospital, Lucknow medical waste incinerator in Uttar Pradesh (India) by dioxins, PCBs, and hexachlorobenzene. Available at www.ipen.org 30 March 2005.

⁷ AGENDA, Arnika, IPEN Dioxin, PCBs and Waste WG 2005: Contamination of chicken eggs near the Vikuge obsolete pesticides stockpile in Tanzania by dioxins, PCBs, and hexachlorobenzene. Available at www.ipen.org 31 March 2005.

⁸ PAN Africa, Arnika, IPEN Dioxin, PCBs and Waste WG 2005: Contamination of chicken eggs near the Mbeubeuss dumpsite in a suburb of Dakar, Senegal by dioxins, PCBs and hexachlorobenzene. Available at www.ipen.org 4 April 2005.

-
- ⁹ Toxics Link, Arnika, IPEN Dioxin, PCBs and Waste WG 2005: Contamination of chicken eggs near the Queen Mary's Hospital, Lucknow medical waste incinerator in Uttar Pradesh (India) by dioxins, PCBs, and hexachlorobenzene. Available at www.ipen.org 30 March 2005.
- ¹⁰ ENVILEAD, Arnika, IPEN Dioxin, PCBs and Waste WG 2005. Contamination of chicken eggs near the Dandora dumpsite in Kenya by dioxins, PCBs, and hexachlorobenzene. Available at www.ipen.org 24 March 2005.
- ¹¹ Harnly, M. E., Petreas, M. X., Flattery, J., Goldman, L. R. 2000: Polychlorinated Dibenzo-p-dioxin and Polychlorinated Dibenzofuran Contamination in Soil and Home-Produced Chicken Eggs Near Pentachlorophenol Sources. *Environ. Sci. Technol.* 2000, 34, 1143-1149
- ¹² PAN Africa, Arnika, IPEN Dioxin, PCBs and Waste WG 2005: Contamination of chicken eggs near the Mbeubeuss dumpsite in a suburb of Dakar, Senegal by dioxins, PCBs and hexachlorobenzene. Available at www.ipen.org 4 April 2005.
- ¹³ Pirard, C., Focant, J.-F., Massart, A.-C., De Pauw, E., 2004: Assessment of the impact of an old MSWI. Part 1: Level of PCDD/Fs and PCBs in surrounding soils and eggs. *Organohalogen Compounds* 66: 2085-2090.
- ¹⁴ Pless-Mulloli, T., Edwards, R., Schilling, B., Paepke, O. 2001: Executive Summary. PCDD/PCDF and Heavy Metals in Soil and Egg Samples from Newcastle Allotments: Assessment of the role of ash from the Byker incinerator. (Includes comments from Food Standards Agency, Environment Agency). 12 February 2001. University of Newcastle.
- ¹⁵ Arnika, IPEN Dioxin, PCBs and Waste WG 2005. Contamination of chicken eggs near the Spolchemie factory in Usti nad Labem in the Czech Republic by dioxins, PCBs, and hexachlorobenzene. Available at www.ipen.org 25 March 2005.
- ¹⁶ Anonymus 2003: Monitoring perzistentných organických látok v Slovenskej republike. Technická správa č. 2, časť I. Potraviný. Enabling Activity Project on Stockholm Convention for Slovakia.
- Arnika, IPEN Dioxin, PCBs and Waste WG 2005. Contamination of chicken eggs near the Spolchemie factory in Usti nad Labem in the Czech Republic by dioxins, PCBs, and hexachlorobenzene. Available at www.ipen.org 25 March 2005.
- ¹⁷ Holejsovsky 2003: Letter of the director of State Veterinary Administration to MEP RNDr. Jitka Seitlova, dated 12th June 2003.
- ¹⁸ Kessabi M, Abdennebi E, Laraje R, & Lhafi A (1990) Contamination of eggs, poultry liver and bovine liver and kidney by chlorinated pesticides in Morocco. *Sci Total Environ*, 90: 283-287.
- ¹⁹ Swiss Federal Health Service 1973: Communication to FAO. in JMPR 1973: Hexachlorobenzene (HCB).
- ²⁰ Bravo, H., Sosa, R., Torres, R. 1992: La calidad del aire en la conurbación industrial de Coatzacoalcos-Minatitlán in: Restrepo, I. (Ed) 1992: *La Contaminación atmosférica en México. Sus causas y sus efectos en la salud*, México, D.F.:Comisión Nacional de Derechos Humanos, México. 1992
- ²¹ Fernandez M.P., Ikononou M.G., Courtenay S.C., Wirgin I.I., (2004). *Environ. Sci. Technol.*, 38, 976-983. In: Munschy, C., Moisan, K., Tronczynski, J. 2004: Levels and patterns of PCBs and PCDD/Fs in different tissues of the marine flatfish dab (*Limanda limanda*) from the English Channel, France. *Organohalogen Compounds* 66:1695 - 1703
- ²² Baker J.I., Hites R.A., (2000). *Environ. Sci. Technol.*, 34, 14, 2879-2886. In: Munschy, C., Moisan, K., Tronczynski, J. 2004: Levels and patterns of PCBs and PCDD/Fs in different tissues of the marine flatfish dab (*Limanda limanda*) from the English Channel, France. *Organohalogen Compounds* 66:1695 - 1703
- ²³ Rappe, C., Glas, B., Kjeller, L.-O., and Kulp, S.E. 1990. Levels of PCDDs and PCDFs in products and effluent from the Swedish pulp and paper industry and chloralkali process. *Chemosphere*. 20(10-12):1701-1706.

-
- ²⁴ Wakimoto, T., Kannan, N., Ono, M., Tatsukawa, R. and Masuda, Y. 1988: Isomer-specific determination of polychlorinated dibenzofurans in Japanese and American polychlorinated biphenyls. *Chemosphere*, 17, 743-750.
- ²⁵ Masunaga, S., Takasuga, T. and Nakanishi, J. 2001: Dioxin and dioxin-like PCB impurities in some Japanese agrochemical formulations. *Chemosphere*, 44, 873-885.
- ²⁶ Swami, K., Narang, A.S., Narang, R.S. and Eadon, G.A. (1992). Thermally induced formation of PCDD and PCDF from tri- and tetrachlorobenzene in dielectric fluids. *Chemosphere*, 24, 1845-1853.
- ²⁷ Kannan, K., Watanabe, I. and Giesy, J.P. 1998: *Toxicol. Environ. Chem.*, 67,135-146.
- ²⁸ Rosander, P. 2002: PVC. Presentation at HCWH meeting in Paris, November 2002. Data from Stenungsund in Sweden presented.
- ²⁹ Holoubek, I. et al., 2004. Návrh národního implementačního plánu pro implementaci Stockholmské úmluvy v České republice. (Draft National Implementation Plan for Stockholm Convention Implementation in the Czech Republic). TOCOEN Report No. 252, Brno, January 2004.
- ³⁰ Power Point Presentation. Clave a: / aut. 1/ profe17.10). PEMEX s/f
- ³¹ Stringer, R., Labunska, I., Brinden, K. 2001. "Contaminantes organoclorados y metales pesados en el ambiente alrededor del Complejo Petroquímico Pajaritos, Coatzacoalcos, México". Nota técnica 05/2000. Laboratorios de Investigación Greenpeace, Departamento de Ciencias Biológicas. Universidad de Exeter, Exceter, Reino Unido. 19 pp (Technical Note 05-2000 from the Exeter Lab in the Biological Science Dep. of the University of Exeter UK made by Greenpeace scientists)
- ³² Bravo, H., Sosa, R., Torres, R. 1992: La calidad del aire en la conurbación industrial de Coatzacoalcos-Miniatitlán in: Restrepo, I. (Ed) 1992: *La Contaminación atmosférica en México. Sus causas y sus efectos en la salud*, México, D.F.:Comisión Nacional de Derechos Humanos, México. 1992

References for Tables in Annexes

- Anonymus 2004: Analytical results eggs from both free range chickens and not free range chickens from Netherlands. Information provided by Netherlands to other EU member states. November 2004.
- Axys Varilab CZ 2004: Protokoly č. 537/1-4 o stanovení PCDD/F, PCB vyjádřených ve WHO-TEQ, kongenerových PCB a HCB vydané zkušební laboratoří firmy Axys Vailab. Protocols No. 537/1-4. Vrane nad Vltavou, 2004.
- Axys Varilab CZ 2005: Reports No. 618/1-10 on PCDD/Fs, PCBs and OCPs determinations of samples No. 4443-4450, 5769-5779, 5781-5787, 5783B, 5802 and 5808 issued in March 2005 in Vrané nad Vltavou.
- Beranek, M., Havel, M., Petrlik, J. 2003: Lindane - pesticide for the black list. Czech Ecological Society Report, Prague, Nov 2003.
- DG SANCO 2004: Analysis of the data contained in the report "Dioxins and PCBs in Food and Feed : Data available to DG SANCO - Joint Report DG SANCO/DG-JRC-IRMM in the ight of the proposed maximum levels in document SANCO/0072/2004.
- Domingo, J.L., Schuhmacher, M., Granero, S., Llobet, J.M. 1999: PCDDs and PCDFs in food samples from Catalonia, Spain. An assessment of dietary intake. *Chemosphere*. 38(15):3517-3528. In US EPA 2000.
- Fiedler, H.; Cooper, K.R.; Bergek, S.; Hjelt, M.; Rappe, C. (1997) Polychlorinated dibenzo-p-dioxins and polychlorinated dibenzofurans (PCDD/PCDF) in food samples collected in southern Mississippi, USA. *Chemosphere*. 34:1411-1419. In US EPA 2000.

-
- Harnly, M. E., Petreas, M. X., Flattery, J., Goldman, L. R. 2000: Polychlorinated Dibenzo-p-dioxin and Polychlorinated Dibenzofuran Contamination in Soil and Home-Produced Chicken Eggs Near Pentachlorophenol Sources. *Environ. Sci. Technol.* 2000, 34, 1143-1149
- Kočan, A., Jursa, S., Petřík, J., Drobná, B., Chovancová, J., Suchánek, P. 1999: Stav kontaminácie potravín polychlóvanými bifenyli v zaťaženej oblasti okresu Michalovce a porovnávacej oblasti okresu Stropkov. In: *Cudzorodé látky v potravinách*, 10. - 12. máj 1999, Tatranská Štrba, pp. 31 - 32.
- Malisch, R. 1998: Update of PCDD/PCDF-intake from food in Germany. *Chemosphere*. 37 (9 -12):1687-1698. In US EPA 2000.
- Malisch, R., Schmid, P., Frommberger, R., Fuerst, P. 1996: Results of a Quality Control Study of Different Analytical Methods for Determination of PCDD/PCDF in Eggs Samples. *Chemosphere* Vol. 32, No. 1, pp. 31-44.
- Muntean, N., Jermini, M., Small, I., Falzon, D., Peter Fuerst, P., Migliorati, G., Scortichini, G., Forti, A. F., Anklam, E., von Holst, C., Niyazmatov, B., Bahkridinov, S., Aertgeerts, R., Bertollini, R., Tirado, C., Kolb, A. 2003: Assessment of Dietary Exposure to Some Persistent Organic Pollutants in the Republic of Karakalpakstan of Uzbekistan. Vol. 111, No 10, August 2003, *Environmental Health Perspectives*, 1306-1311.
- Petrlik, J. 2005: Hazardous waste incinerator in Lysa nad Labem and POPs waste stockpile in Milovice. International POPs Elimination Project (IPEP) Hot Spot Report. Arnika, Prague 2005.
- Pirard, C., Focant, J.-F., Massart, A.-C., De Pauw, E., 2004: Assessment of the impact of an old MSWI. Part 1: Level of PCDD/Fs and PCBs in surrounding soils and eggs. *Organohalogen Compounds* 66: 2085-2090.
- Pless-Mulloli, T., Edwards, R., Schilling, B., Paepke, O. 2001b: Executive Summary. PCCD/PCDF and Heavy Metals in Soil and Egg Samples from Newcastle Allotments: Assessment of the role of ash from the Byker incinerator. (Includes comments from Food Standards Agency, Environment Agency). 12 February 2001. University of Newcastle.
- Pless-Mulloli, T., Air, V., Schilling, B., Paepke, O., Foster, K. 2003b: Follow-up Assessment of PCDD/F in Eggs from Newcastle Allotments. University of Newcastle, Ergo, Newcastle City Council, July 2003.
- Pratt, I., Tlustos, Ch., Moylan, R., Neilan, R., White, S., Fernandes, A., Rose, M. 2004: Investigation into levels of dioxins, furans and PCBs in battery, free range, barn and organic eggs. *Organohalogen Compounds – Volume 66* (2004) 1925-31.
- Pussemier, L., Mohimont, L., Huyghebaert, A., Goeyens, L., 2004. Enhanced levels of dioxins in eggs from free range hens: a fast evaluation approach. *Talanta* 63: 1273-1276.
- SAFO (Sustaining Animal Health and Food Safety in Organic Farming) 2004: Onderzoek naar dioxine in eieren van leghennen met vrije uitloop. SAFO, September 2004. Published at: <http://www.agriholland.nl/nieuws/home.html>. 12/10/2004.
- SCOOP Task 2000: Assessment of dietary intake of dioxins and related PCBs by the population of EU Member States. Reports on tasks for scientific cooperation Report of experts participating in Task 3.2.5 (7 June 2000) and Annexes to Report SCOOP Task 3.2.5 (Dioxins). Final Report, 7 June, 2000. European Commission, Health & Consumer Protection Directorate-General, Brussels 2000.
- SVA CR (State Veterinary Administration of the Czech Republic) 2004: Chart with results of regular monitoring in Middle Bohemian region. Document reached by Arnika upon request for information.
- Traag, W., Portier, L., Bovee, T., van der Weg, G., Onstenk, C., Elghouch, N., Coors, R., v.d. Kraats, C., Hoogenboom, R. 2002: Residues of Dioxins and Coplanar PCBs in Eggs of Free Range Chickens. *Organohalogen Compounds* Vol. 57 (2002). 245-248.